

Mario Herrera
Christopher Sol Cruz

BIG ENGLISH



2ND EDITION
STUDENT'S BOOK




Contents

Unit	Vocabulary	Structures
Welcome to Class! pp. a–d	student, teacher Classroom language: clap your hands, point to the door, raise your hand, sit down, stand up, turn around	Hello! What's your name? I'm... Goodbye! How are you? I'm fine, thanks.
1 Good Morning, Class! pp. 4–15	Classroom items: backpack, book, chair, crayon, desk, eraser, marker, pen, pencil, ruler blue, green, red, yellow	What is it? It's a ruler. What are they? They're crayons.
2 My Family pp. 16–27	Family members: brother, father, grandfather, grandmother, me, mother, sister Other: photo album	How many brothers and sisters do you have? I have one brother. I have two sisters.
3 My Body pp. 28–39	Parts of the body: arm, ear, eye, fingers, foot/feet, hand, hair, head, leg, mouth, nose, toes Size: big, long, short, small	Does she have long hair? Yes, she does. Does he have short hair? No, he doesn't. He has long hair.
Checkpoint Units 1–3 pp. 40–43		
4 My Favorite Clothes pp. 44–55	Clothing items: blouse, boots, dress, gloves, hat, jacket, pants, shirt, shoes, shorts, skirt, T-shirt Adjectives: new, old	What are you wearing? I'm wearing a green hat. What's she wearing? She's wearing red pants.
5 Busy at Home pp. 56–67	Home activities: brushing my teeth, combing my hair, drawing, drinking, eating, making lunch, playing, reading, taking a bath, talking on the phone, washing Rooms of the house: bathroom, bedroom, dining room, kitchen, living room	Where's Dylan? He's in the dining room. Where are you? I'm in the bedroom. Where is = Where's
6 On the Farm pp. 68–79	Animals: cat, cow, dog, duck, frog, goat, hen, horse, sheep, turtle Action words: eating, flying, jumping, running, sleeping, swimming	What's the goat doing? It's eating. What are the hens doing? They're running.
Checkpoint Units 4–6 pp. 80–83		
7 Party Time pp. 84–95	Food: apple, cake, fruit, grapes, hamburger, hot dog, ice cream, juice, milk, orange, pizza, salad, sandwich Days of the week	What do you have? I have salad. What does she have? She has milk.
8 Fun and Games pp. 96–107	Toys: action figure, plane, ball, bike, blocks, cars, doll, game, puppet, skates, stuffed animals, train Furniture: couch, shelf, table, toy box	Where's the ball? It's in the toy box on the shelf. Where are the blocks? They're under the desk.
9 Play Time pp. 108–119	Action words: catching, dancing, hitting, jumping, kicking, riding, running, singing, skating, throwing	Is she singing? Yes, she is. Are they dancing? No, they aren't.
Checkpoint Units 7–9 pp. 120–123		
Cambridge Young Learners English: Starters Practice Paper pp. 124–132 Cutouts pp. 133–138		

CLIL: Content and Culture	Phonics	Values	I can...
Math: Numbers 1-10 and classroom items one, two, three, four, five, six, seven, eight, nine, ten Around the World: Classrooms	a, t, p, n an, ant, at tan, tap pan, pat nap	Be polite. Thank you. You're welcome. Please sit down.	...use words for objects in the classroom. ...talk about classroom objects.
Social Science: People boy, girl, man, woman This is a boy. He's my brother. This is a woman. She's my mother. Around the World: Popular names name tag, wear	i, s, b, d in, is, it, pin sad, sit bad, bat dad, dip	Help your family. Can I help you? Yes, thank you. Please help me. OK. I can help you.	...use family words. ...say who is in my family. ...ask a classmate about their family.
Life Science: The senses cake, flower, guitar, hear, ice cream, picture, see, smell, taste I see/taste/hear/smell with my... Around the World: Flags of all colors country, flag	e, c, g, m pen, pet cap, cat gas, get, wig map, mat	Keep clean. Wash with soap. Rinse with water. Dry your hands.	...use words for parts of the body. ...talk about my body. ...ask and answer questions about parts of the body.
Social Science: Weather and clothes cold, desert, dry, hot, jungle, mountains, wet It's cold in the mountains. I'm wearing a jacket. Around the World: Useful hats useful, knit	o, k, ck dog, on, pot kid, kite kick, neck, pick, sock	Respect all cultures. They're wearing traditional clothes from Guatemala.	...use words for clothes and footwear. ...say what I am wearing. ...ask and answer about what people are wearing.
Art: Shapes circle, rectangle, square, triangle Around the World: Homes apartment, home, houseboat, lighthouse, yurt	u, f, ff run, sun, up fan, fog, fun off, puff	Help at home. He's washing the dishes. She's drying the dishes. She's cleaning her room. She's helping her parents.	...use words for daily routines. ...say what I do around the house. ...ask and answer about what people do around the house.
Social Science: Baby animals calf, chick, kitten, puppy A baby chicken is called a chick. Around the World: Pets canary, hamster, mouse, pet, snake	r, h, j red, rock, run hat, hen, hut jam, jet, job	Be nice to animals. brushing, feeding, playing, walking I'm feeding the chicks.	...use words for pets and farm animals. ...ask and answer about what animals and people are doing.
Life Science: Sweet and salty food chips, chocolate, cookies, fries, salt, salty, sugar, sweet Chips are salty. Chocolate is sweet. Around the World: Special food candy, pie, seaweed soup	l, ll, v, w leg, let bell, doll, tall van, vet we, web, win	Celebrate. Identify holidays and exchange holiday greetings.	...use words for party foods and drinks. ...say what I have or don't have. ...ask a classmate about what they have or don't have.
Math: Numbers 11-20 eleven, twelve, thirteen, fourteen, fifteen, sixteen, seventeen, eighteen, nineteen, twenty Around the World: Kites bird, fish	qu, x, y quack, quick box, fox, ox, six yell, yes, yum	Share your toys. Sharing is fun! Here's my car. Let's share. Okay. Thank you!	...use words for toys. ...ask and answer about where something is.
Physical Education: Playground games climb, hide and seek, hop, hopscotch, jump, jumping rope, tag Let's play hide and seek. Around the World: The same game break, cover, cut, paper, player, rock, scissors, win	ss, z, zz kiss, mess, miss zap, zip buzz, fizz, jazz	Take care of your body. Talk about and do healthy actions.	...use sports and action words. ...say what I am doing. ...ask and answer about what people are doing.

Welcome to Class!

1 Listen, look, and say.



Welcome to Class!

5 Listen. Ask and answer.



Hello! What's your name?

I'm Sam. Goodbye!

I'm Anna. What's your name?

Goodbye, Sam!



6 Listen and draw lines.




I'm Maria. What's your name?

Hello, Jane.

I'm Patrick.

Hello, Maria. I'm Tim.



And what's your name?

I'm Jane.




4 Draw and say.



Hello. I'm... .
What's your name?

Welcome to Class!

5 Listen and point.



6 Look at 5 and role-play with your teacher.

7 Read and match.



- | | |
|--------------------------|----------------------|
| 1 How are you? | a I'm Patrick. |
| 2 What's your name? | b Hello, Mrs. Smith. |
| 3 Hello, I'm Mrs. Smith. | c I'm fine, thanks. |



Listen and chant.

Listen to the Teacher!

Stand up!
Stand up!
Raise your hand
And turn around!
Point to the window!
Point to the door!
Clap your hands
And sit down!




Listen, look, and say.



1 Stand up.



2 Clap your hands.



3 Raise your hand.



4 Sit down.



Play the game.

Turn around!

Simon says, "Turn around!"



1

Good Morning, Class!

Vocabulary

I will learn to name classroom objects.




Song Time!



Listen, look, and say.



1 yellow desk



2 green book



3 red marker



4 blue chair



5 crayon



6 eraser



7 pen



8 pencil



9 ruler



10 backpack

2 Play the memory game.

Song

I will learn to ask and answer questions about classroom objects.



Listen and sing. Then look at 1 and find.

The Classroom Song

Good morning, class.
Good morning to you!
How are you?
I'm fine, thank you.

What is it? It's an eraser.
What is it? It's a ruler.
What is it? It's a pencil.
What is it? It's a crayon.


Now pick up your pen
And open your book.
Say the words
And write with me.
Let's start now. 1, 2, 3!

Chorus



Listen and number.


a




b



c



d



5 Look at 4. Ask and answer.



What is it?

It's a chair.



THINK
BIG

What do you take to class?

I will read a story about classroom objects.

17
6

Listen and read. What color is the marker?

Classroom Colors

Look, Tim. What is it?

It's a pen.

1

Look! What are they?

They're pencils.

Yes, they're yellow pencils.

2

And what is it?

It's a marker.
A red marker.

Yes! Good, Tim.

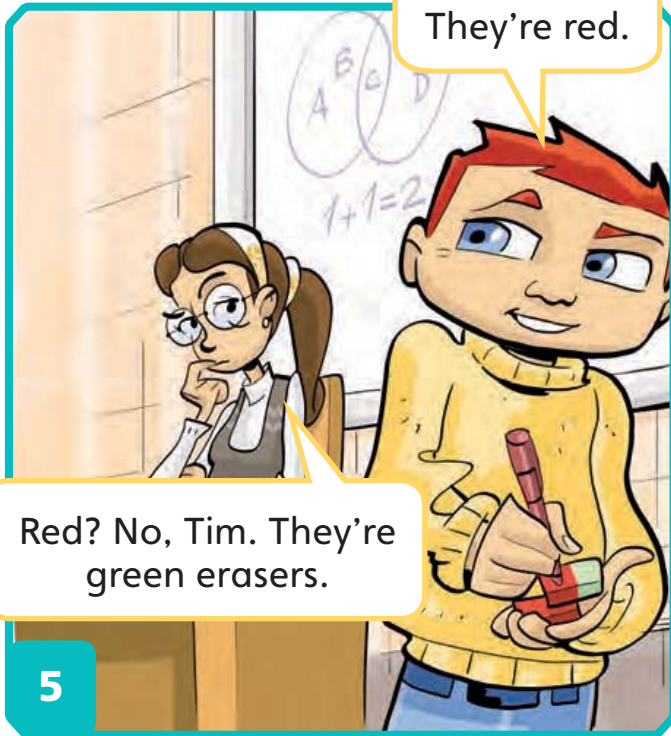
3

And what
are they?

They're erasers.

And what color
are they?

4



7 Look at the story. Then circle.



**THINK
BIG**

What happens next? Draw and say.



Language in Action

I will listen to a dialog about classroom objects.

¹⁹
8

Listen and read. Then say.

Linda: Hi! What's your name?

Bobby: My name is Bobby.

Linda: What is it?

Bobby: It's a yellow pencil.




9

Look at 8. Role-play with a partner.


²⁰
10

Listen and circle.

1




2



3



4



Grammar

I will learn to use *What is it/are they? It's/They're...*





What is it? It's a ruler.

What are they? They're crayons.

It is = It's
They are = They're



Listen and stick.



Work with a partner. Look at 11. Ask and answer.



What is it?

What are they?

It's...

They're...



I will learn to count to ten.

²⁴
13 Listen and trace. Point and say.

1

one

2

two

3

three

4

four

5

five

6

six

7

seven

8

eight

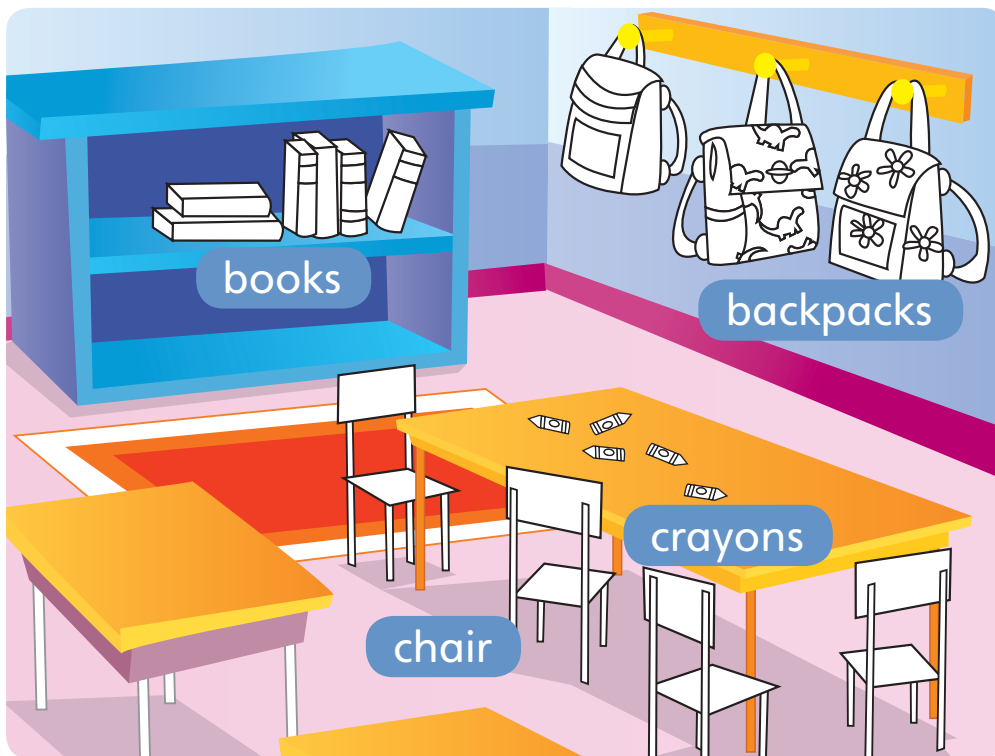
9

nine

10

ten

²⁵
14 Listen. Count and color.



**THINK
BIG**

Look around. What numbers do you see in your class?

I will learn about classrooms around the world.

²⁶ **15** Look, listen, and repeat.



1 Kenya


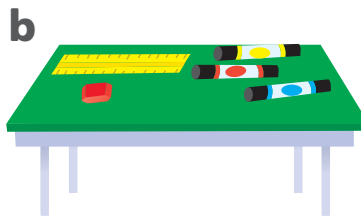


2 The United States of America



3 China

²⁷ **16** Listen. Match the desk with the person above.



17 What do you have on your desk? Draw and say.



It's a... . They're... .



What can you find in classrooms everywhere?

I will learn to use the sounds a, t, p, n.

²⁸
18 Listen and point. Then say.

a b c d e f g h i
j k l m n o p q r
s t u v w x y z

²⁹
19 Listen, look, and repeat.

1 a

2 t

3 p

4 n

³⁰
20 Listen and find. Then say.



pan



ant



nap



tap

³¹
21 Listen and blend the sounds.

1 a-n an

2 p-a-t pat

3 t-a-n tan

4 a-t at

³²
22 Underline a, t, p, and n. Then listen and chant.

Pat the ant
Has a tan.
Pat the ant
Takes a nap.



I will learn to use polite words.

34
23

Listen and find the picture. Then listen and repeat.



24 Look at 23. Role-play with a partner.

THINK
BIG

How can you be polite in class?



Project

25 Make a **Be Polite** poster.



³⁵ 26 Listen. Look and match.


1 It's an eraser.

2 It's a book.


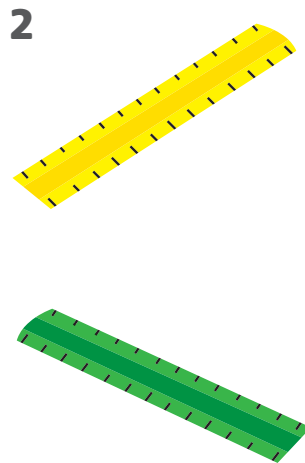

3 It's a desk.

4 It's a crayon.

5 It's a chair.



³⁶ 27 Listen and circle.



I Can

- use words for objects in the classroom.



37
28

Look and find the differences. Then listen and check.



Picture A



Picture B

38
29

Listen and play a game.

I Can

- talk about classroom objects.



2

My Family

Vocabulary


I will learn to name family members.



Song Time!



1 Listen, look, and say.



2 Play the acting game.

I will learn to ask and answer questions about family members.



Listen and sing. Then look at 1 and find.

I Love My Family



My family, my family!
I love my family.
See them in this picture.
They mean so much to me.

My family, my family!
I love my family.
I love them and they love me,
That's why we're family!

My father, my mother!
My sister, my brother!
We have so much fun.
They're number one.



Look at 3 and circle the correct answer.

- 1 grandfather / father 2 mother / sister
3 mother / brother 4 sister / brother



Look at 3. Ask and answer.



Who's he?

He's my grandfather.




Who's in your family? Who is in your friend's family? Are all families the same?

Story

I will read a story about family members.

⁴⁴**6** Listen and read. How many brothers? How many sisters?

A Big Family






7 Look at the story. Then circle.

- 1 She's my mother.
- 2 He's my father.
- 3 They're my brother and sister.



**THINK
BIG**

Who's missing?
Draw.



Language in Action

I will listen to a dialog about family members.



Listen and read. Then say.

Pam: Who are they?

John: She's my sister and he's my brother.

Pam: How many brothers and sisters do you have?

John: I have one sister and two brothers.



Look at 8. Role-play with a partner.



Listen and stick. Then say.


1




2



3



4



I will learn to use *How many... do you have? I have...*

How many brothers and sisters **do** you **have**?

I **have** one brother.

I **have** two sisters.



Listen and circle.


1



2



3



4



12

Ask and answer about your family.



How many brothers and sisters do you have?

I have two sisters.



I will learn to say who a person is.

49 13 Look, listen, and repeat. Then say.

brother sister father mother



1 boy



2 girl



3 man



4 woman

This is a boy. He's my brother.

50 14 Listen and point. How many boys and girls do you see? How many men and women do you see?



THINK
BIG

Is your teacher a man or a woman?

I will learn popular names around the world.





Look and listen.

Popular Names



16 Make a name tag. Cut and wear.



17 Ask and answer. Count the names in your class.

Name	How many?
Maria	3
Juan	4

Name	How many?
Isabella	2
Miguel	1



What are the most popular names in your class?

I will learn to use the sounds i, s, b, d.

⁵³
18 Listen, look, and repeat.

1 **i**

2 **s**


3 **b**

4 **d**

⁵⁴
19 Listen and find. Then say.



sit



in



dad



bat

⁵⁵
20 Listen and blend the sounds.

1 i-s is

2 p-i-n pin

3 b-a-d bad

4 d-i-p dip

5 s-a-d sad

6 i-t it

⁵⁶
21 Underline **i**, **s**, **b**, and **d**. Then listen and chant.

Don't sit, sit, sit
On a pin, pin, pin.
It's bad, bad, bad
To sit on a pin!



I will learn to ask about helping my family.

58
22

Listen and read. Then circle.



1 Pam helps her **brother** / **sister**.



2 Tommy helps his **brother** / **sister**.

23

Look at 22. Role-play with a partner.

THINK
BIG

How do you help your family?
Can you help more?



Project

24

Make an **I Can Help** poster.




60
25

Listen and ✓.

1 a



b



2 a




b



3 a




b



4 a



b



61
26

Listen and number.

a



b



c

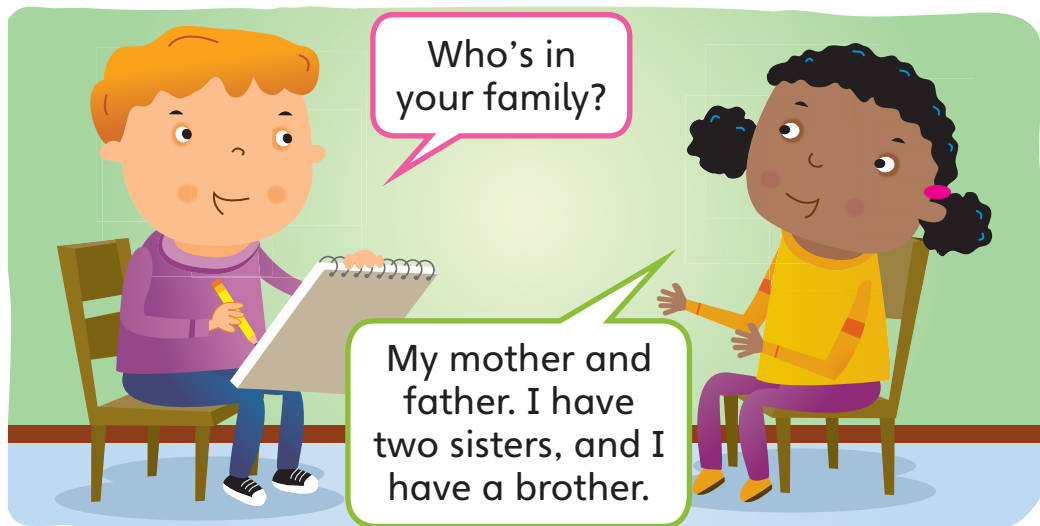


I Can

- use family words.



27 Work with a partner. Ask and answer. Then draw.



28 Play the game.

I Can

- say who is in my family.
- ask a classmate about their family.



3

My Body

Vocabulary


I will learn to name parts of the body.



Song Time!



1 Listen, look, and say.



2 Play the team game.

Song

I will learn to ask and answer questions about parts of the body.

64 65
3

Listen and sing. Then look at 1 and find.

My Body Song

Do you have two ears?
Do you have one mouth?
Do you have two eyes?

Yes, I do. Yes, I do.

I have ten fingers.

I have ten toes.

I have two feet

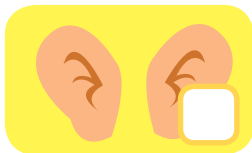
And one big nose!

And do you have long legs?
And do you have short hair?
And do you have small hands?
I sing my body song, my body song,
I sing my body song again!

66
4

Listen and ✓.

1 a



2 a



3 a



b



b



b



5

Look at 4. Ask and answer.



How many ears do you have?

I have two ears.




THINK
BIG


Do you have short or long hair? Who do you know who has short or long hair?

I will read a story about parts of the body.

⁶⁸
6 Listen and read. What's the teddy bear's name?

Lost Teddy Bear





7 Look at the story. Circle Bobo.



THINK BIG

What's your favorite toy? What does it look like? Draw and say.



Language in Action

I will listen to a dialog about parts of the body.

69
8


Listen and read. Then say.

Alex: Wow. That's a cool dinosaur!

Mia: I know. It has a small head.

Alex: Does it have short legs?

Mia: No, it doesn't. It has long legs.



9

Look at 8. Role-play with a partner.

70
10

Listen and stick. Then say.



Grammar

I will learn to use *Does... have... ? Yes, ... does./No, ... doesn't.*

Does she have long hair?	Yes, she does .
Does he have short hair?	No, he doesn't .
Does it have a small head?	Yes, it does .
Does it have a big head?	No, it doesn't .

⁷² 11 Listen and ✓.

1  

2  

3  

4  

12 Ask and answer about your family.



Does your sister have long hair?

No, she doesn't.
She has short hair.



I will learn about senses.



Look, listen, and repeat.



1 see



2 smell



3 taste



4 hear



Look, listen, and read. Then match.
What do you taste with?



a picture



b cake



c guitar

1 I see with my 👁️ 👁️ .

2 I smell with my 👃 .

3 I taste with my 😊 .

4 I hear with my 👂 👂 .



d flower



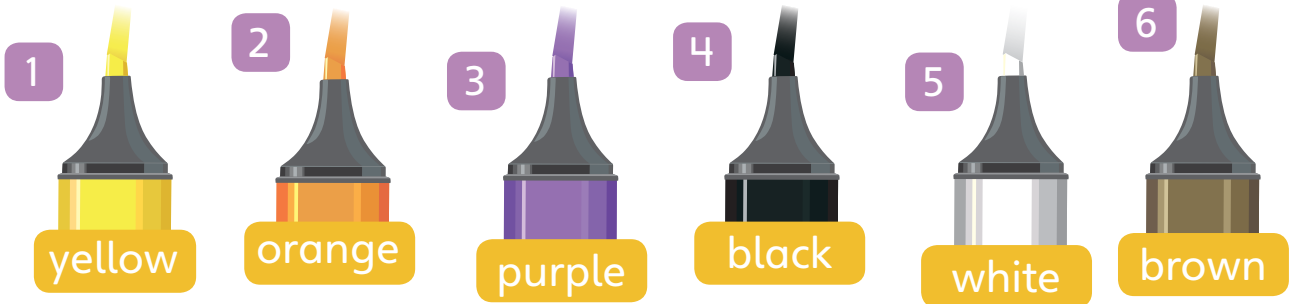
Can you see, hear, taste, or smell these things?



I will learn about flags from around the world.

⁷⁶
15 Look. Listen, point, and say.

Flags of All Colors



⁷⁷
16 Look and listen. Write the number.



Ireland




Brazil



South Africa

17 Draw and color your country's flag.



18 Look at 17. Talk with a partner.



What color is it?

It is green, red and white.



THINK BIG

How many colors does your flag have?

I will learn to use the sounds e, c, g, m.

⁷⁸
19 Listen, look, and repeat.

1 e

2 c

3 g

4 m

⁷⁹
20 Listen and find. Then say.



cap



map



pen



gas

⁸⁰
21 Listen and blend the sounds.

1 p-e-t pet

2 c-a-t cat


3 g-e-t get

4 m-a-t mat

5 w-i-g wig

⁸¹
22 Underline e, c, g, and m. Then listen and chant.


The cap is on the cat.
The cat goes on the map.
The pen goes on the bed.



I will learn to say how I keep clean.

83
23

Listen and number. Then listen and repeat.



Rinse with water.



Dry your hands.



Wash with soap.

84 85
24

Listen and circle. Then sing.

Keep Clean

1 Every day
Before I eat
And after I play,
I **dry** / **wash** my hands.

2 With a lot of soap
It's easy, you see.
Rinse / **Dry** with water
Just like me.

3 **Dry** / **Wash** them well and
Sing this song.
Keep your hands clean
All day long!

THINK
BIG

Do you wash your hands
before you eat? Why?



Project

25 Decorate a **Tissue Box**.



1 Cut out shapes.



2 Paste shapes.




3 Use a tissue.


87
26

Listen and ✓.


1 a



b




2 a



b




3 a



b



4 a



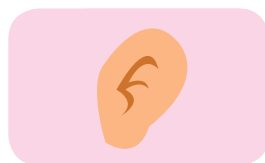
b



27

Look and write.

ear hands mouth feet



1 _____

2 _____

3 _____

4 _____

I Can

- use words for parts of the body.





Complete the monster. Listen, draw, and color.



29

Draw your own monster. Ask and answer with a partner.



How many arms does it have?

It has four arms!



I Can

- talk about my body.
- ask and answer questions about parts of the body.



Do I know it?

1 Think about it. Look and circle. Practice.



I know this.



I need more practice.



I don't know this.

1 p. 4




2 p. 9

What is it? It's a...



What are they? They're...



3 p. 16

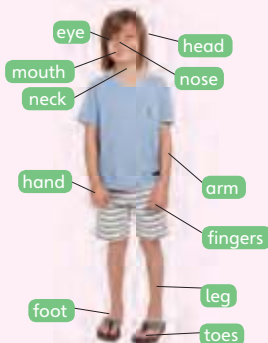


4 p. 21

How many... do you have?



5 p. 28



6 p. 33

Does she have long hair?



I can do it!



Get ready.

A. Listen and number.




B. Look at A and point. Ask and answer.

What is it?


It's a backpack.

C. Listen and circle.

1 Mark



2 Kate



D. Look at C and point. Role-play with a partner.

Who's she?

She's my sister.

1

2

3

4

5


6

7

8


9

3 Get set.

 Cut out the cards on page 133.
Now you're ready to **Go!**

4 Go!

A. Listen. Put the cards on the numbers.



B. Point to a card. Ask and answer.

Card 2. Does she have long hair?

Yes, she does.

1

2

3

4

5

6

7

8

9

5 Write or draw.

ALL About Me



My name is: _____
This is me.

This is my family.




Do I know it now?

6 Think about it.

A. Go to page 40. Look and circle again.

B. Check (✓).

- I can start the next unit.
- I can ask my teacher for help and then start the next unit.
- I can practice and then start the next unit.



7 Rate this Checkpoint. Color.

★ ★ ★
hard OK easy

★ ★ ★
not fun OK fun

4

My Favorite Clothes!

Vocabulary

I will learn to name clothes.



Song Time!



1 Listen, look, and say.



1 boots



2 dress



3 gloves



4 hat



5 jacket



6 pants



7 blouse



8 shoes



9 skirt



10 shirt



11 T-shirt



12 shorts

2 Play the describing game.

Song

I will learn to ask and answer questions about clothes.



Listen and chant. Then look at 1 and find.

What Are You Wearing?





What are you wearing?
I'm wearing a T-shirt.
What are you wearing?
I'm wearing a skirt.

What's he wearing?
He's wearing new shorts.
What's he wearing?
He's wearing old boots.

What's she wearing?
She's wearing a red hat.
What's she wearing?
She's wearing pink shoes.



Listen and number in order.



5

Point, ask, and answer.



What is it?

It's a red hat.



THINK
BIG

What are your favorite clothes?

I will read a story about favorite clothes.

98
6


Listen and read. What color is Patrick's hat?

My Favorite Hat!





7 Look and match.



THINK BIG

Do you like wearing hats?
Draw a funny hat.
Then show the class.



Language in Action

I will listen to a dialog about clothes.



Listen and read. Then say.

Olivia: What's your brother wearing?

Mario: He's wearing a white shirt.

Olivia: His shirt is big.

Mario: Hey! That's not his shirt.
That's my shirt!



Look at 8. Role-play with a partner.



Listen and stick. Then say.


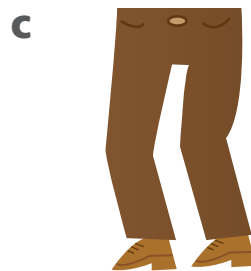





I will learn to use *What are you wearing? I'm wearing a/an...*

What are you wearing ?	I'm wearing a green hat.
What's he/she wearing ?	He's/She's wearing red pants.



Listen and match.



12 Ask and answer about your clothes.



What are you wearing?

I'm wearing a green shirt and blue pants.



I will learn about weather and clothes.

103 13 Look, listen, and repeat. Then say.



hot



wet



cold



dry



mountains



desert



jungle

It's cold.
The mountains.

104 14 Listen and point. Is it wet in the desert?

It isn't ...

It is ...



THINK BIG

Where is she?
Draw and say.



I will learn about different hats around the world.

106
15

Look and listen. Circle **True** or **False**.

Useful Hats!



bush hat



conical hat



knit hat

- | | | |
|--|------|-------|
| 1 A bush hat is good in hot weather. | True | False |
| 2 A conical hat is good in cold weather. | True | False |
| 3 A knit hat is good in wet weather. | True | False |


16

Draw yourself wearing a useful hat. Then talk with a partner.



What are you wearing?

I'm wearing a knit hat.



THINK
BIG

When do you wear a hat? Tell a friend.

I will learn to use the sounds o, k, ck.

107
17

Listen, look, and repeat.

1 o

2 k

3 ck

108
18


Listen and find. Then say.



kid



sock



on

109
19

Listen and blend the sounds.

1 p-o-t pot

2 k-i-t-e kite

3 n-e-ck neck

4 k-i-ck kick

5 d-o-g dog

6 p-i-ck pick

110
20

Underline o, k, and ck. Then listen and chant.

Put on your socks,
Put on your shorts.
Kick the ball,
Kick, kick, kick!



I will learn to talk about clothes from different cultures.

112
21

Listen and number. Then say.



They're wearing traditional clothes from Guatemala.



They're wearing traditional clothes from the Philippines.



They're wearing traditional clothes from Kenya.

22

Look at 21. Ask and answer.



What are they wearing?

They're wearing orange and green blouses



THINK BIG

Do people wear traditional clothes in your country? What do they wear?



Project



23

Make a **Traditional Clothes** collage.



113
24

Listen and ✓.



25 Look and write.

boots jacket pants shirt



1 _____



2 _____




3 _____



4 _____

I Can

- use words for clothes and footwear.



26 Work in two pairs. Ask and answer.



27 Work in two groups. One group looks away and answers the teacher. Score 1 point for each correct answer.



Take turns. Which group remembers the most?

I Can

- say what I am wearing.
- ask and answer about what people are wearing.



5

Busy at Home

Vocabulary

I will learn to name home activities.



Song Time!



Listen, look, and say.



1 brushing my teeth



2 combing my hair



3 reading



4 taking a bath



5 making lunch



6 washing



7 playing



8 talking on the phone



9 eating



10 drawing



11 drinking

2 Play the acting game.

Song

I will learn to ask and answer questions about home activities.



Listen and sing. Then look at 1 and find.

What Are You Doing?



I'm brushing my teeth.
I'm combing my hair.
I'm busy. I'm busy.
What are you doing?

I'm eating my breakfast.
I'm washing my face.
I'm busy. I'm busy.
What are you doing?

I'm talking on the phone.
I'm making my lunch.
I'm busy. I'm busy.
What are you doing?

Chorus



Listen and say **yes** or **no**.

1



2



3



Look at 4. Ask and answer.



What are you doing?

You're Number 1!

I'm eating.



THINK
BIG

Why do we brush our teeth?
Why do we eat?

Story

I will read a story about home activities.

120
6

Listen and read. What's Patrick drawing?

Fun at Home





7 Look at the story. Circle.

1 Who is playing?




2 Who is making lunch?



3 Who is drawing?



What do you like doing at home? Draw.



Language in Action

I will listen to a dialog about home activities.

¹²⁷ 8 Listen and read. Then say.

Mrs. Miller: Hi, Grace.

Grace: Hi, Mrs. Miller. Where's Andrea?

Mrs. Miller: She's in the living room.

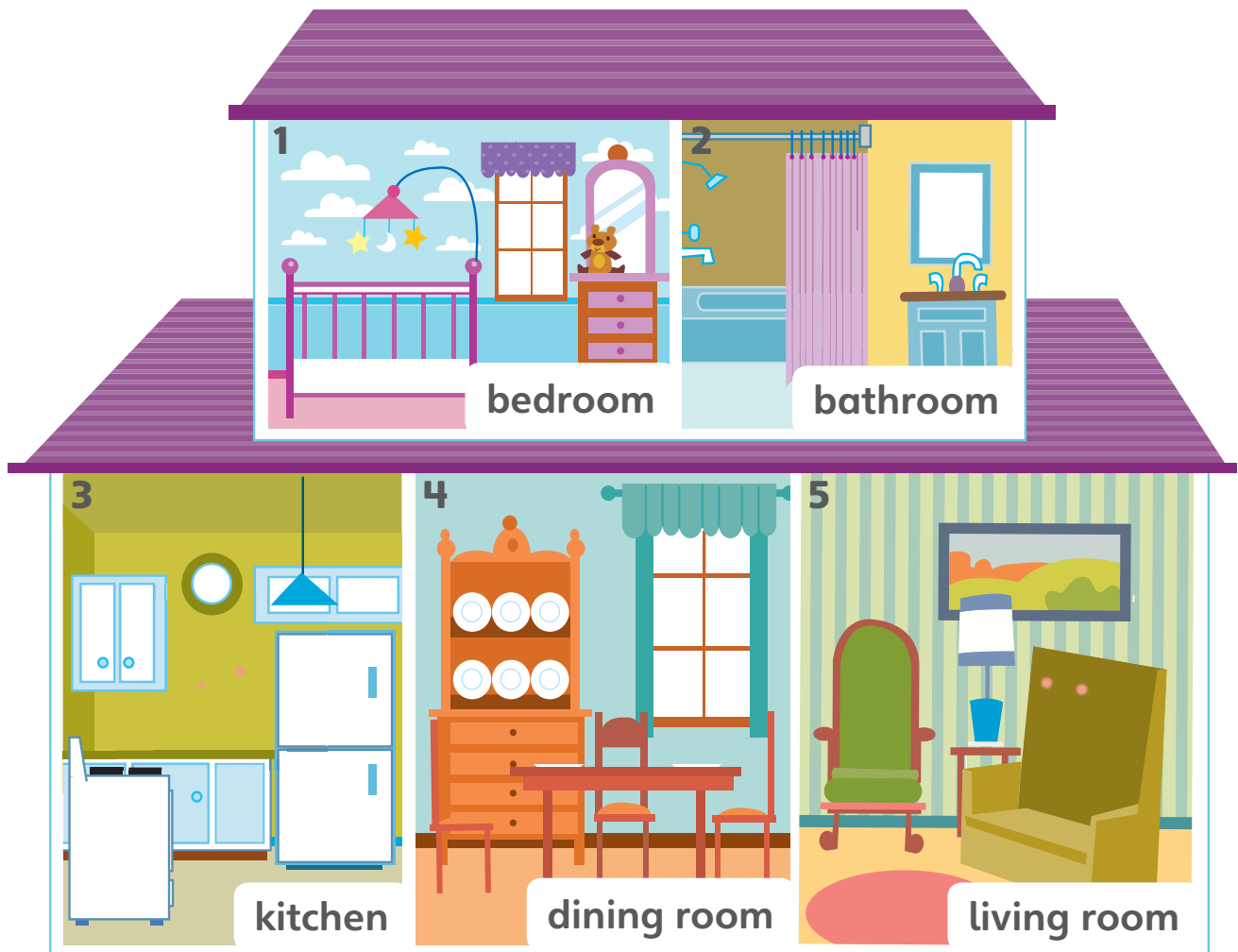
Grace: What's she doing?

Mrs. Miller: She's doing her homework.



9 Look at 8. Role-play with a partner.

¹²² 10 Listen and stick. Then say.



Grammar

I will learn to use *Where's/Where are...? He's in the...*

Where's Dylan?	He's in the dining room.
Where's Pam?	She's in the living room.
Where are you?	I'm in the bedroom.

where is = where's
he is = he's
she is = she's
I am = I'm



Listen and ✓.

1 Where's Sara?



2 Where's Manny?



3 Where's Kevin?



4 Where's Peggy?



12

Look at 11. Ask and answer.



Where's Sara?

She's in the kitchen.



I will learn about different shapes.

126
13

Look. Listen and say.



1 square



2 circle





3 triangle



4 rectangle

127
14

Look and listen. Write the number.



15

Draw shapes. Color. Write how many.

___ squares

___ circles

___ triangles

___ rectangles



THINK
BIG

Look around. What shapes are in your class?

I will learn about different kinds of homes.

128 16 Look and listen.

My home is in... I live in a... I live on a...

Homes



apartment



yurt



houseboat



lighthouse

17 Draw your home. Talk with a partner.



My home is square.

My home is old.



THINK BIG

Which home do you like from the above? Why?

I will learn to use the sounds u, f, ff.

¹²⁹
18 Listen, look, and repeat.

1 u 2 f 3 ff

¹³⁰
19 Listen and find. Then say.



fan



up



puff

¹³¹
20 Listen and blend the sounds.

1 r-u-n run 2 f-u-n fun 3 o-ff off
4 s-u-n sun 5 f-o-g fog

¹³²
21 Underline **u**, **f**, and **ff**. Then listen and chant.

We're having fun,
Running in the sun.
Up, up, up!
Puff, puff, puff!



I will learn to talk about helping at home.

134
22

Listen and match. Then listen and repeat.

She's washing the dishes. He's drying the dishes. He's cleaning his room.



23

How do you help at home? Act it out. Your partner guesses.

He's drying the dishes.



THINK BIG

Does it feel good to help at home? Why?



Project

24 Make a **Helping at Home** chart. Work in small groups.

	Me	1 _____	2 _____	3 _____
Clean my room.				
Do my homework.				
Help my parents.				
Wash the dishes.				

136
25

Listen and number.

a



b



c



d



e



26 Look and write.

eating playing reading talking



1 She's

_____.



2 He's

_____.



3 He's

_____.



4 She's

_____.

I Can

- use words for daily routines.



27 Work in groups. Play the **Memory** game.

Student 1:
Act and say.

Student 2:
Talk about Student 1.
Then act and say.



Student 3:
Talk about Students 1 and 2. Then act and say.

**Play with the whole class.
How much can you remember?**

I Can

- say what I do around the house.
- ask and answer about what people do around the house.



6

On the Farm

Vocabulary

I will learn to name animals.



Song Time!



Listen, look, and say.



1 turtle



2 hen



3 cow



4 sheep



5 sleeping 6 cat



7 running 8 horse



9 flying 10 duck



11 jumping 12 frog



13 swimming 14 dog



15 eating 16 goat

2 Play the guessing game.

Song

I will learn to ask and answer about what animals are doing.

139140
3

Listen and chant. Then look at 1 and find.

Look at the Animals



Look over here!
Look over there!
There are animals
Everywhere!

What is it?
It's a duck.
What's it doing?
It's flying up high!

What is it?
It's a dog!
What's it doing?
It's jumping with the frogs!

What are they?
They're goats!
What are they doing?
They're eating some oats!

Chorus

147
4

Listen and number.

a



b



c



5 Look at 4. Ask and answer.



What is it?

What's it doing?

It's a horse.

It's running.



THINK
BIG

What animals can jump?
What animals can fly?
What animals can swim?

Story

I will read a story about animals.

143
6

Listen and read. What's the goat doing?

It's Eating Your Skirt!





7 Look and number.

- 1 running 2 flying 3 eating 4 jumping



**THINK
BIG**

What happens next?
Draw.



Language in Action

I will listen to a dialog about what animals are doing.

¹⁴⁴ 8 Listen and read. Then say.

Peggy: What's the sheep doing?

Matt: It's eating.

Peggy: What are the hens doing?

Matt: They're running!



9 Look at 8. Role-play with a partner.

¹⁴⁵ 10 Listen and stick. Then say.



Grammar

I will learn to use *What's the... doing? It's swimming.*


What's the duck doing ?	It's swimming .
What are the cows doing ?	They're eating .
What's he/she doing ?	He's/She's running .



Listen and ✓.

1  

2  

3  

4  



Look at 11. Ask and answer.



What are the horses doing?

They're eating hay.



I will learn about baby animals.



Look, listen, and repeat. Then match.



1 chick



2 puppy



3 kitten



4 calf

- a** It has black ears. **b** It's black and white. **c** It has blue eyes. **d** It's yellow.



Look, listen, and point. How many baby animals are there?



Read and match.

- | | | | |
|-------|---------|-------|------|
| chick | kitten | puppy | calf |
| dog | chicken | cow | cat |

I will learn about pets from around the world.

151
15

Look and listen. Match the pets with the countries.

1		2		3		4	
							
	United States		Greece		Australia		Japan

16 Draw a pet for you. Then describe your pet to a partner.



I'm Juanita. This is my pet cat. She's...



**THINK
BIG**

Which animals make good pets?
Which animals make bad pets?

I will learn to use the sounds r, h, j.

152
17

Listen, look, and repeat.

1 r 2 h 3 j

153
18

Listen and find. Then say.



hat



jam



rock

154
19

Listen and blend the sounds.

1 r-e-d red

2 h-e-n hen

3 j-e-t jet

4 r-u-n run

5 h-u-t hut

6 j-o-b job

155
20

Underline r, h, and j. Then listen and chant.

A red hen in
A red hat
Is eating red jam.
Run, red hen, run!



I will learn to talk about being nice to animals.

157
21 Listen and find the picture. Listen again and repeat.



1 feeding



2 walking



3 brushing



4 playing

22 Look at 21. Role-play with a partner.



What are you doing?

I'm feeding the chicks.



THINK BIG

How do you look after animals? Draw.



Project

23 Make a **Bird Feeder**.



1 Clean.



2 Cut.



3 Tie.



4 Fill.



5 Hang.

24

Look and write.

eating flying jumping running



1 They're _____.



2 It's _____.



3 It's _____.



4 It's _____.


159
25

Listen and number.

a



b



c



d



I Can

- use words for pets and farm animals.



160
26

Listen, find, and say. Then role-play.

1



2



3



4



27

Work in teams. Role-play. Ask and answer.



What's the dog doing?



It's jumping.

I Can

- ask and answer about what animals and people are doing.



Do I know it?

1 Think about it. Look and circle. Practice.



I know this.



I need more practice.



I don't know this.

1 p. 44




2 p. 49

What are you wearing?




3 p. 56




4 p. 61

Where's... ?




5 p. 68



6 p. 73

What's the cat doing?



I can do it!

1




Get ready.

2

A. Look. Circle the correct words.

3



4

- 1 Mom is **reading a book** / eating.
- 2 Dad is **washing** / making lunch.
- 3 The cat is **sleeping** / playing.
- 4 The girl is **drinking** / talking on the phone.

5

B. Look at A and point. Ask and answer.

6


What's she wearing?

She's wearing a green shirt and brown pants.

7

C. Listen and number.


a



b



c



d



8

9

3 Get set.



STEP 1 Cut out the cards on page 135.



STEP 2 Put the cards on your desk. Mix the cards up. Now you're ready to **Go!**

4 Go!

A. Arrange the cards to make the person below. Ask and answer with a partner.



- What's she wearing?
- What's she doing?

B. Make 3 more people. Don't show your cards. Describe one of your people. Your partner makes the same person. Show your cards and check.

He's in the bathroom. He's talking on the phone...

5 Draw.

ALL About Me

My favorite animal is:



I'm wearing:

Do I know it now?

6 Think about it.

A. Go to page 80. Look and circle again.

B. Check (✓).

- I can start the next unit. 
- I can ask my teacher for help and then start the next unit. 
- I can practice and then start the next unit.

7 Rate this Checkpoint. Color.

hard OK easy | not fun OK fun

- 1
- 2
- 3
- 4
- 5
- 6
- 7
- 8
- 9

7

Party Time

Vocabulary

I will learn to name food.



Song Time!



1 Listen, look, and say.



1 cake



2 apple



3 ice cream



4 juice



5 milk



6 grapes



7 pizza



8 salad



9 hamburger



10 fruit



11 sandwich



12 hot dog



13 orange

2 Play the memory game.


Song

I will learn to ask and answer questions about food.

165 166
3


Listen and sing. Then look at **1** and find.

It's My Birthday Party!



Welcome, friends.
Please sit down.
It's my birthday party!
With games and a clown!

We have pizza, hot dogs,
Salad, too.
Apples, cake,
And ice cream for you!



Or put a hamburger
On your plate.
With juice or milk
It'll taste great.

Thanks for the presents.
What a great day!
Let's eat and drink
And play, play, play.

167
4

Listen and say **yes** or **no**.

1



2



3



4



5

Look at **4**. Ask and answer.



What does
he have?

He has milk.



**THINK
BIG**

What food do you eat every day?
What food do you eat on special days?


Story

I will read a story about a party.

¹⁶⁹
6 Listen and read. What day is Tim's party?

How Many More Days?





7 Look at the story. Read and circle.

1 Tim has...



2 Jane has...



3 What does Patrick have?



THINK BIG

What is your favorite day?

Sunday Monday Tuesday Wednesday
Thursday Friday Saturday

What's your favorite party food? Say.

Language in Action

I will listen to a dialog about what people have.

8 Listen and read. Then say.

Tom: What do you have, Ben?

Ben: I have a present for you.
Happy birthday, Tom!

Tom: Thanks!

Ben: Is Matt here?


Tom: Yes, he is.

Ben: Oh, good. He has a great
present for you!



9 Look at 8. Role-play with a partner.

10 Listen and stick. Then say.



Grammar

I will learn to use *What does he have? He has...*

What does he have ?	He has milk.
What do you have ?	I have juice.

11 Match. Then say.

1 What do you have?
I have salad.



2 What do you have?
I have cake and milk.



3 What do you have?
I have juice and ice cream.

4 What do you have?
I have fruit.

12 Look at 11. Ask and answer.



What does she have?

She has cake and milk.



I will learn about sweet and salty foods.



Look, listen, and repeat. Then say.



1 sugar



2 chocolate



3 cookies



4 salt



5 chips



6 fries

I have chocolate and fries.



Look and match. Then listen and check.



**THINK
BIG**

Name other sweet and salty foods.
What's your favorite? Salty or sweet?

I will learn about birthday food around the world.


176
15

What food do the children have on their birthday?
Listen and circle the correct words.


Birthday Food



Candy



Pie



Soup



Miguel

1 Miguel has **candy** / **soup** on his birthday.

2 Jack has **pie** / **cake** on his birthday.



Jack



Susie

3 Susie has **cake** / **soup** on her birthday.

4 Anya has **pie** / **candy** on her birthday.



Anya

16 Tell your partner about you.

On my birthday, I have cake and fruit.



THINK
BIG

Why do people have special food on their birthday? How else do they celebrate?

I will learn to use the sounds l, ll, v, w.

17 Listen, look, and repeat.

1 l

2 ll

3 v

4 w

18 Listen and find. Then say.



web



doll



leg



van

19 Listen and blend the sounds.

1 l-e-t let

2 b-e-ll bell

3 v-e-t vet

4 w-e we

5 w-i-n win

6 t-a-ll tall

20 Underline l, ll, v, and w. Then listen and chant.

Let's ring the bell
For the vet
With the van!



I will learn to talk about celebrations.

182
21

Listen and number.

Birthday



Father's Day



New Year's Day



22

Look at 21. Role-play with a partner.

Happy New Year!

Thank you. Happy
New Year to you!

THINK
BIG

Do you celebrate birthdays in your country?
Why do you think it is important?



Project

23

Make a Greeting Card.



1 Fold.



2 Write.



3 Cut.



4 Paste.







5 Color.

24 Look and match.

Monday	Tuesday	Wednesday	Thursday	Friday	Saturday	Sunday
						

- | | |
|------------------------|----------------|
| 1 On Monday, I have | a cake. |
| 2 On Tuesday, I have | b pizza. |
| 3 On Wednesday, I have | c salad. |
| 4 On Thursday, I have | d a hamburger. |
| 5 On Friday, I have | e an apple. |
| 6 On Saturday, I have | f a hot dog. |
| 7 On Sunday, I have | g grapes. |

25 Look and write. Use **have** or **has**.

- They _____ a soccer ball. 
-  She _____ birthday presents.
- My sister _____ a blue bicycle. 
-  My mother and father _____ a red car.

I Can

- use words for party foods and drinks.



183
26

Find the differences and say. Then listen and check.



27 Look at 26. Play a game.



In Picture A, Sam has ice cream.



In Picture B, Sam has fruit.

I Can

- say what I have or don't have.
- ask a classmate about what they have or don't have.



8

Fun and Games

Vocabulary

I will learn to name toys.



Song Time!



1 Listen, look, and say.



1 action figure



2 plane



3 ball




4 bike



5 blocks



6 cars



7 stuffed animals



8 doll



9 game



10 puppet



11 train



12 skates

2 Play the memory game.

Song

I will learn to ask and answer questions about toys.



Listen and sing. Then look at 1 and find.

What's in Your Toy Box?

Kim, what's in your toy box?
Do you have a plane?
No, but this is my blue car.
And where's my gray train?

Kim, what's on your toy shelf?
Do you have a ball?
Yes, yes, here it is.
And here's my purple doll.

Kim, what's on your table?
Do you have big blocks?
Yes, and these are my puppets.
My favorite's Mr. Fox!

These are my favorite toys,
Purple, green, and gray.
I share my toys with my friends.
And I play every day!



Listen and number.

a



b



c



Look at 4. Ask and answer.



What's in your toy box?

These are my blocks.



**THINK
BIG**



What toys can a baby play with? Why?
What toys do you play with? Why?


I will read a story about toys.

191
6

Listen and read. Where is Jane's doll?

Where Are My Toys?





5



6

7 Look at the story. Read and circle.

1 Jane's doll is under the...



2 Jane's action figures are on the...



3 Jane is playing with her...



**THINK
BIG**

What's your favorite toy?
Where's your favorite toy?

Language in Action

I will listen to a dialog about where something is.

¹⁹² 8 Listen and read. Then say.

Dan: Mom, where's my plane?

Mom: It's under the table.

Dan: Oh, and where are my blocks?

Mom: They're on the shelf.

Dan: Thanks. Where's my stuffed animal?

Mom: It's in the washing machine!



9 Look at 8. Role-play with a partner.

¹⁹³ 10 Listen and stick. Then say.



Grammar

I will learn to use *Where's the...? It's in/on/under the...*

Where's the ball?	It's in the toy box. It's on the shelf. It's under the table.
Where are the skates?	They're under the desk. They're on the couch.



11 Listen and ✓.

1

a




b



2

a



b

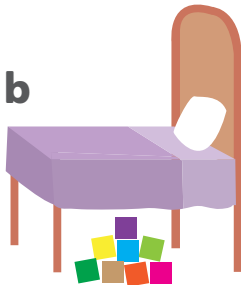


3

a



b



4

a



b



12 Look at 11. Ask and answer.



Where's the doll?

It's on the shelf.



I will learn to count from 11 to 20.

13 Listen and trace. Point and say.

11
eleven

12
twelve

13
thirteen

14
fourteen

15
fifteen

16
sixteen


17
seventeen

18
eighteen


19
nineteen

20
twenty

14 Count the apples and write the number.



15 How old are you? Write the number. Draw the same number of apples in the box.



**THINK
BIG**




Do you count with your fingers? Why?

I will learn about kites from around the world.

16 Look and listen. Number.

It looks like a...
It has a shape like a...

Cool Kites



17 Color the kite. Talk with a partner.



What color is your kite?

My kite is green, red, and yellow.



THINK BIG

Where is the best place to fly a kite near your home or school?

I will learn to use the sounds qu, x, y.

¹⁹⁸
18 Listen, look, and repeat.

1 qu

2 x

3 y

¹⁹⁹
19 Listen and find. Then say.



yell



quick



six

²⁰⁰
20 Listen and blend the sounds.

1 qu-a-ck

quack

2 b-o-x

box

3 y-e-s

yes

4 o-x

ox

5 f-o-x

fox

6 y-u-m

yum

²⁰¹
21 Underline **qu**, **x**, and **y**. Then listen and chant.

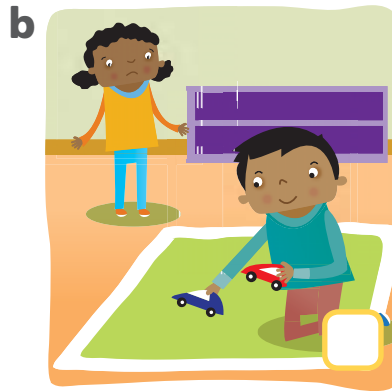
Six quick foxes,
In a yellow box!



I will learn to talk about sharing my toys.

203
22

Listen and number.



23

How do you share with your friends? Act it out with a partner.



Here's my plane.
Let's share.

OK.
Thank you!



**THINK
BIG**

Is it good to share your toys? Why?



Project

24

Make a Fun Kite to show and share.



1 Draw.



2 Cut.



3 Paste.



4 Show.

25 Look and write.

plane bike doll game puppet train

1 Where's my _____?



2 Do you like my new _____?



3 I want a big _____.



4 Look at my _____.



5 That's a funny _____.



6 Let's play a _____.



26 Look and write **in, on, or under**.





1 They're _____ the table.

2 It's _____ the toy box.

3 It's _____ the chair.

I Can

- use words for toys.



204
27

Listen and circle. Then say.



28 Look at 27. Ask and answer.



Where are the action figures?

Where are the planes?



They're on the bed and under the chair.

They're on the shelf and under the desk.

I Can

- ask and answer about where something is.



9

Play Time

Vocabulary

I will learn to name action words.



Song Time!



1 Listen, look, and say.



1 catching



2 throwing



3 hitting



4 kicking



5 dancing



6 singing



7 skating



8 riding



9 jumping



10 running

2 Play the miming game.

Song

I will learn to ask and answer questions about play time.

208 209
3

Listen and sing. Then look at 1 and find.

Play Time Is Cool!




We like play time at our school.
Singing and dancing,
Throwing and catching.
Play time is cool at our school!

I'm throwing the ball.
It's so much fun!
Are you
Hitting and running?
Yes, and it's fun.

We're kicking the ball
And trying to score.
It's so much fun.
Let's play some more.

Chorus



210
4

Listen and ✓.

1 a



b



2 a



b



5

Look at 4. Ask and answer.



Are you kicking?

Yes, I am.



**THINK
BIG**


What do you like doing at play time?
Do you use your hands or feet?

Story

I will read a story about getting ready for bed.

212 6 Listen and read. What's Ann doing?

I'm Not Tired!





7 Look at the story. Number the pictures in order.



How do you get ready for bed?
Act it out and say what you are doing!

Language in Action

I will listen to a dialog about what people are doing.

²¹³
8 Listen and read. Then say.

Dad: Where's Amy?
Tim: She's going to school.
Dad: Is she riding her bike?
Tim: No, she isn't.
Dad: Is she taking the bus?
Tim: No, she isn't. She's skating!



9 Look at 8. Role-play with a partner.

²¹⁴
10 Listen and stick. Then say.



Grammar

I will learn to use *Is/Are... singing? Yes, ... is/are.*

Is she singing ?	Yes, she is .	No, she isn't
Are they dancing ?	Yes, they are .	No, they aren't .



Listen and number.

a



b



c




d



e



f



12

Look at 11. Ask and answer.



Is he running?

No, he isn't. He's riding a bike.



I will learn about games and activities.

218
13 Listen, repeat, and point. Then ask and answer.

What games do you play in the playground?

Hopscotch and jumping rope.

219
14 Listen and point. What's her favorite game?



climbing



jumping rope



hide and seek



hopscotch



tag

15 Match. Then act and say.

- 1, 2, 3... Where are you?
- Hop, hop, hop!
- Let's run! Run! Run!
- Jump! Jump! Jump!
- Up! Up! Up!

- hopscotch
- hide and seek
- jumping rope
- climbing
- tag

Jump! Jump! Jump!



THINK BIG

Who do you play with? What are your favorite games?

I will learn about the Rock, Paper, Scissors game.

221
16

Look and listen. Say and do the action.

● **Rock, Paper, Scissors**
● **Same Game... Different Name!**



222
17

Listen and match. Draw lines.

1



Eva

2



Michio

3



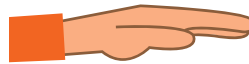
Raúl

- 1 Eva plays Rock, Paper, Scissors with her
- 2 Michio plays Janken with his
- 3 Raúl plays Cachipún with his

- a brother Martin.
- b friends at school.
- c sisters and best friend.

223
18

Look, listen, and say. Play with a friend.



1 Rock breaks scissors.
Rock wins!

2 Paper covers rock.
Paper wins!

3 Scissors cut paper.
Scissors win!

THINK BIG

Do you play Rock, Paper, Scissors in your country? What do you call it? Who do you play with? Who wins?

I will learn to use the sounds ss, z, zz.

224
19

Listen, look, and repeat.

1 **SS**

2 **Z**

3 **ZZ**

225
20

Listen and find. Then say.



buzz



kiss



zip

226
21

Listen and blend the sounds.

1 m-e-ss mess

2 z-a-p zap

3 f-i-zz fizz

4 m-i-ss miss

5 j-a-zz jazz

227
22

Underline **ss**, **z**, and **zz**. Then listen and chant.

Buzz goes the bee.
Zip, zap!
It misses me!



I will learn to say how I take care of my body.

229
23

Look and listen. Then write.

jumping kicking running



1 _____




2 _____



3 _____

24

Ask and answer. Act it out with a partner.



What are you doing?



I'm jumping.

THINK BIG

How do you take care of your body?
Why is it important?



Project



25

Make a **Daily Exercise** chart to show and share.

	S	M	T	W	T	F	S
Jump	5 min						
Kick	5 min						
Run	10 min						

230
26

Listen and number.



27

Find eight action words.

F	T	X	R	G	N	A	F	C	P	G	W
I	K	H	K	G	C	J	W	A	L	S	H
L	R	I	R	Z	A	U	Y	T	T	I	I
T	F	I	C	O	D	M	E	C	B	N	T
Z	P	K	D	K	W	P	R	H	G	G	T
Y	D	U	V	I	I	I	O	I	W	I	I
S	C	H	T	T	N	N	N	N	U	N	N
R	U	N	N	I	N	G	G	G	V	G	G

I Can

- use sports and action words.



232
28

Listen and circle.



29 Look at 28. Ask and answer.



Is he jumping?

Yes, he is.



Are they dancing?

No, they aren't.
They're running.

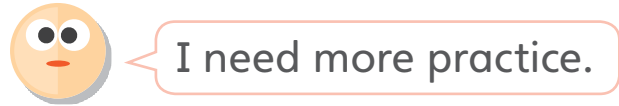
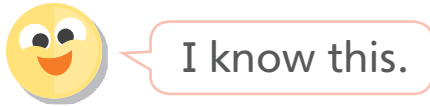
I Can

- say what I am doing.
- ask and answer about what people are doing.



Do I know it?

1 Think about it. Look and circle. Practice.



1 p. 84

2 p. 89

What does she have?

3 p. 96

4 p. 101

in

under

on

5 p. 108

6 p. 113

Is she dancing?

I can do it!



Get ready.

A. Look. Listen to the questions. Circle the correct words.



- 1 It's on the shelf / table.
- 2 They're on / under the bed.
- 3 Yes, he / she does.

B. Listen again and check. Then practice with a partner.

C. Look at A. Answer these questions with a partner.

- 1 What food can you see? What drinks can you see?
- 2 How many toys can you see? What are they?
- 3 What day is it?

1

2

3

4

5

6

7

8

9

3 Get set.



STEP 1 Cut out the outline on page 137.



STEP 2 Fold the paper to make a book.



STEP 3 Write in your book. Color the front.
Now you're ready to **Go!**

4 Go!

A. Read your book with three classmates. Take turns. Write the presents.

Classmate	Present
Bruno	a train
1	
2	
3	

B. Look at your books. Answer these questions with a partner.

- 1 Page 2: What are they doing?
- 2 Page 3: What food and drink do they have?
- 3 Page 3: Where's the cat?
- 4 Page 4: How many presents can you see?

5 Draw.

ALL About Me

My favorite food is:

My favorite toy is:

Do I know it now?

6 Think about it.

A. Go to page 120. Look and circle again.

B. Check (✓).

I can ask my teacher for help.



I can practice.

7 Rate this Checkpoint. Color.



hard



OK



easy



not fun



OK



fun

1

2

3

4

5

6

7

8

9

– 5 questions –



Look at the pictures. Now listen and check. There is one example.


What's she wearing?



A




B



C

1 Is your brother eating?



A



B



C

2 What's she doing?



A



B




C


3 What are they?



A



B




C


4 What are the cats doing?



A



B



C

5 What are his favorite clothes?



A



B



C

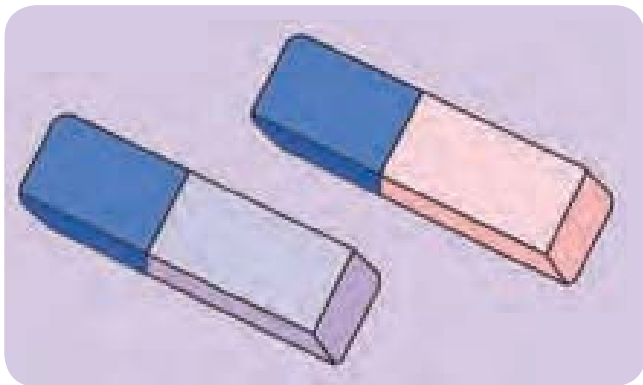
– 5 questions –

Look and check. Put a check (✓) or an (✗) in the box.
There are two examples.

Examples



This is a chair.



These are rulers.



Questions

1



This is a baby.



2



This is a foot.



3



These are books.



4



This is a sister.



5



These are hands.



– 5 questions –

Look and read. Write **yes** or **no**.



Examples

The farmer is wearing boots. _____

The dog is running. _____

Questions

1 The girl is feeding the ducks. _____

2 The chickens are eating. _____

3 The girl has short hair. _____

4 The boy is reading a book. _____

5 The farmer has a red shirt. _____

- 5 questions -

Look at the pictures. Look at the letters. Write the words.

Examples



t r a i n

a r n t i

Questions

1



g n a o e r

2



t p u p e p

3



l a d s a

4



t a k s e s


5



d i n s h c a w





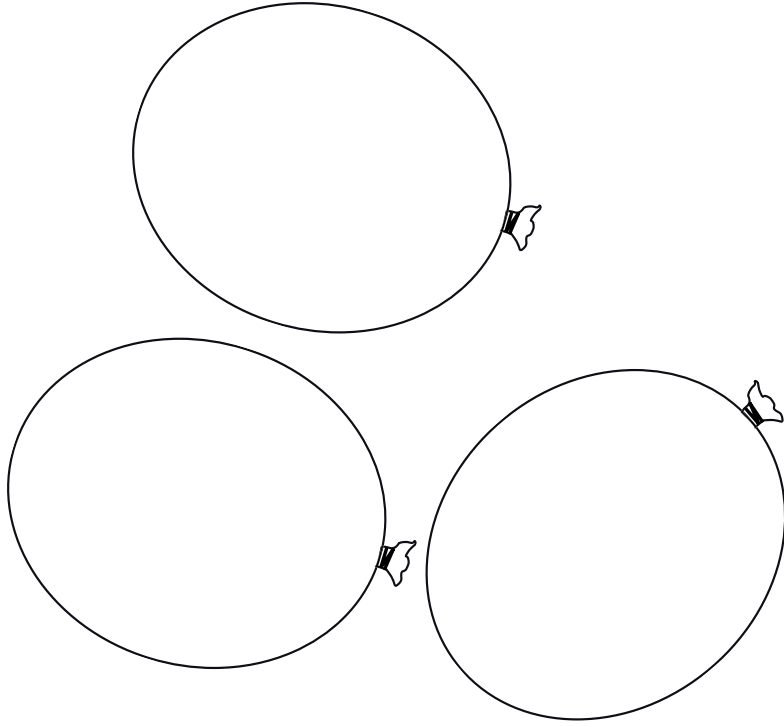








It's My Party!



_____ [name]

©2017 Pearson Education, Ltd



I have a present. It's a _____ I'm happy today!
[toy]

4



Today is _____
[day]

I'm having a party.

2




My friends are eating

_____.
[food]

3

Stickers



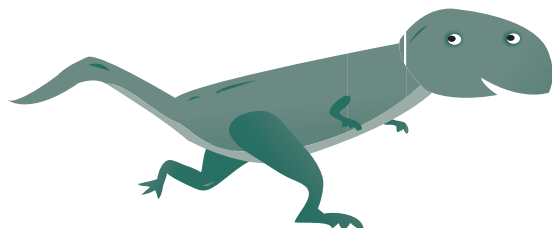
Unit 1, page 9




Unit 2, page 20



Unit 3, page 32






Unit 4, page 48




Unit 5, page 60



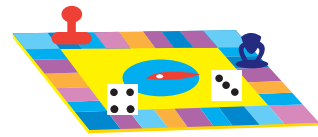
Unit 6, page 72



Unit 7, page 88



Unit 8, page 100



Unit 9, page 112

